

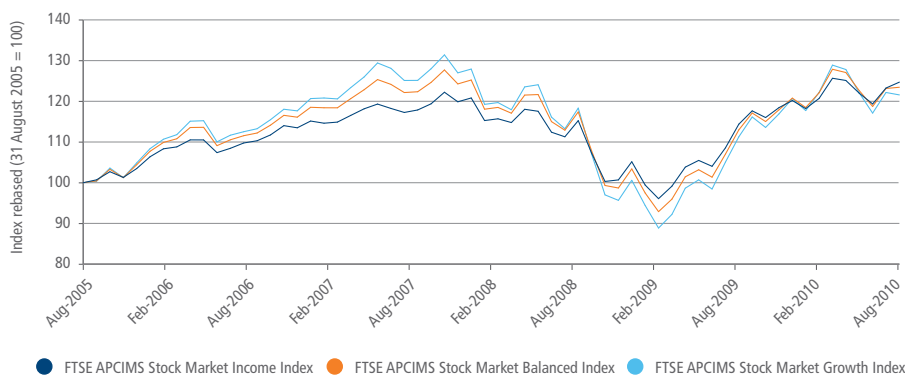
# FTSE APCIMS PRIVATE INVESTOR INDEX SERIES

The FTSE APCIMS Private Investor Index Series provides investors with an objective benchmark against which they are able to measure their investment portfolios, based upon the assumption that they are domestic investors with sterling denominated accounts. The index series represents performance for growth-oriented, income and balanced investors, and incorporates returns from FTSE indices representing UK equities, foreign equities, fixed income, and cash, according to variable percentage weightings set by committee and based upon average allocations across private client investment managers. The index series has now been enhanced by the addition of hedge fund and commercial property holdings using the FTSE APCIMS Hedge (Investment Trust) Index<sup>†</sup> and the FTSE UK Commercial Property Index to provide the underlying returns.

## FEATURES

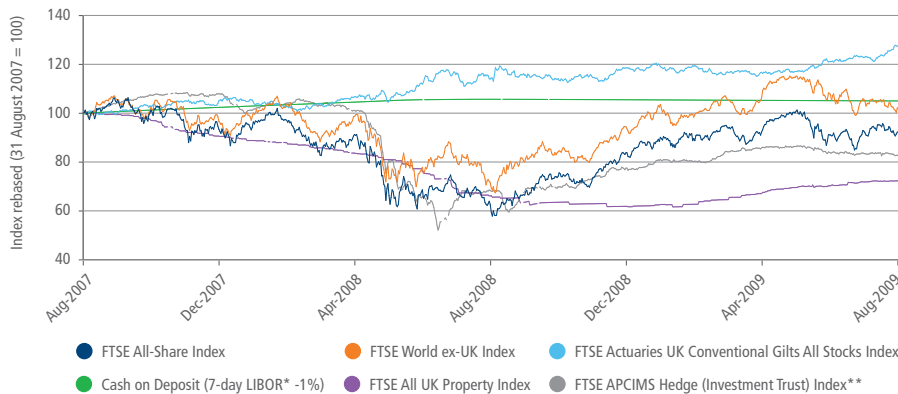
- The FTSE APCIMS Private Investor Index Series is designed to compare the performance of income, growth and balanced funds; as a basis for reviewing the asset allocation and structure of a portfolio; and as a benchmark for assessing and comparing the performance of discretionary fund managers
- The index series incorporates returns from the FTSE All-Share Index, FTSE World ex UK Index, FTSE Actuaries UK Conventional Gilts All Stocks Index, FTSE All UK Property Index, FTSE APCIMS Hedge (Investment Trust) Index<sup>†</sup> and Cash on deposit
- Capital and total return versions are available for the index series
- The indices are managed according to a transparent and public set of index rules, and overseen by an independent committee of leading market professionals. The committee ensures that the rules are correctly applied and adhered to. Regular index reviews are conducted to ensure that a continuous and accurate representation of the market is maintained

### FTSE APCIMS PRIVATE INVESTOR INDEX SERIES 5-YEAR PERFORMANCE (GBP TOTAL RETURN)




SOURCE: FTSE Group, data as at 31 August 2010

### UNDERLYING ASSET CLASSES 3-YEAR PERFORMANCE (GBP TOTAL RETURN)



SOURCE: FTSE Group and Thomson Datastream, data as at 31 August 2010

## FAMILY TREE



## FTSE APCIMS PRIVATE INVESTOR INDEX SERIES

FTSE APCIMS Stock Market Growth Portfolio Index	Aiming for growth/capital appreciation from predominantly equity investments
FTSE APCIMS Stock Market Income Portfolio Index	Aiming for income from predominantly equity and fixed interest investments
FTSE APCIMS Stock Market Balanced Portfolio Index	Aiming for a balance between growth and income

## FTSE APCIMS PRIVATE INVESTOR INDEX SERIES 5-YEAR (GBP TOTAL RETURN)

	3M (%)	6M (%)	YTD (%)	12M (%)	3Y (%)	5Y (%)	3YR (%pa)	5YR (%pa)
FTSE APCIMS Stock Market Income Index	-0.4	-0.5	0.7	9.2	-2.9	21.1	-1.0	3.9
FTSE APCIMS Stock Market Balanced Index	0.7	1.1	2.2	9.3	0.9	22.9	0.3	4.2
FTSE APCIMS Stock Market Growth Index	2.2	3.3	3.8	9.0	5.8	23.8	1.9	4.4

SOURCE: FTSE Group, data as at 31 August 2010

## UNDERLYING ASSET CLASSES (GBP TOTAL RETURN)

	3M (%)	6M (%)	YTD (%)	12M (%)	3Y (%)
FTSE All-Share Index	1.7	0.4	0.1	10.6	-7.3
FTSE World ex UK Index	-5.1	-3.9	-0.9	9.1	2.1
FTSE Actuaries UK Conventional Gilts All Stocks Index	5.7	9.7	10.1	8.0	28.1
Cash on Deposit (7-day LIBOR* - 1%)	-0.1	-0.2	-0.3	-0.5	5.0
FTSE All UK Property Index	2.9	7.8	12.1	16.9	-27.7
FTSE APCIMS Hedge (Investment Trust) Index **	-1.0	-3.5	0.7	6.9	-17.2

SOURCE: FTSE Group and Thomson Datastream, data as at 31 August 2010

\* London Interbank Offered Rate

## FTSE APCIMS PRIVATE INVESTOR INDEX SERIES ASSET ALLOCATION

	FTSE APCIMS Stock Market Income Index (%)	FTSE APCIMS Stock Market Growth Index (%)	FTSE APCIMS Stock Market Balanced Index (%)
UK Equities – FTSE All-Share Index	42.5	47.5	42.5
International Equities - FTSE World ex UK Index	12.5	32.5	25.0
Bonds – FTSE Actuaries UK Conventional Gilts All Stocks Index	35.0	7.5	20.0
Cash – 7-day LIBOR* - 1%	5.0	2.5	5.0
Commercial Property – FTSE All UK Property Index	2.5	2.5	2.5
Hedge Funds – FTSE APCIMS Hedge (Investment Trust) Index **	2.5	7.5	5.0
<b>Total</b>	<b>100.0</b>	<b>100.0</b>	<b>100.0</b>

SOURCE: FTSE Group, data as at 31 August 2010

## ABOUT APCIMS

The Association of Private Client Investment Managers and Stockbrokers (APCIMS) was formed in 1990 to represent private client stockbrokers and investment managers. It now represents over 200 firms, including private banks, solicitor investment managers and associated businesses.

\*\* The FTSE APCIMS Hedge (Investment Trust) Index contributes to the APCIMS portfolios ONLY from 1st July 2009. Prior to this date the portfolios used the old FTSE Hedge Index.

## INFORMATION

### Index Universe

FTSE All-Share Index, FTSE World ex UK Index, FTSE Actuaries UK Conventional Gilts All Stocks Index, FTSE All UK Property Index, FTSE APCIMS Hedge (Investment Trust) Index<sup>†</sup> and Cash on deposit (7 Day LIBOR -1)

### Index Launch

Price Index – Q1 1997  
Total Return Index – Q1 1998

### Base Date

Price Index – 31 December 1986  
Total Return Index – 1 January 1988

### Base Value

Price Index – 1000  
Total Return Growth Index – 298.75  
Total Return Balanced Index – 306.8  
Total Return Income Index – 324.22

### Index Calculation

End-of-day indices available

### End-of-Day Distribution

Index available at 23:00 GMT or BST via FTP and email

### Currency

GBP

### Review Dates

March, June, September & December

### Index Rules

Available at [www.ftse.com/apcims](http://www.ftse.com/apcims)

### Factsheet Data

FTSE Group, data as at 31 August, 2009

### Historical Data

Available from launch dates

"FTSE®" is a trade mark of the London Stock Exchange PLC and The Financial Times Limited is used by FTSE under licence. The FTSE APCIMS Private Investor Index ("Index") is calculated by FTSE. All know-how, copyright and database rights in the Index vest in FTSE and/or its licensors. Industry Classification Benchmark ("ICB") is a product of FTSE. All intellectual property rights in and to ICB vest in FTSE and a licence from FTSE is required for use of ICB. FTSE and its licensors do not accept any liability to any person for any loss or damage arising out of any error or omission in ICB. This document is provided for information purposes only. FTSE and its licensor parties accept no liability for any loss, damage, costs or expenses (including legal expenses), whether direct or indirect, special or consequential (including without limitation loss of profits, anticipated savings or wasted expenditure) incurred by any person through reliance on this document.



FOR FURTHER INFORMATION VISIT [WWW.FTSE.COM](http://WWW.FTSE.COM), EMAIL [INFO@FTSE.COM](mailto:INFO@FTSE.COM) OR CALL YOUR LOCAL FTSE OFFICE:

BEIJING +86 10 5864 5277 DUBAI +971 55 8 82 4065 FRANKFURT +49 (0) 69 156 85 144 HONG KONG +852 2164 3333

LONDON +44 (0) 20 7866 1810 MILAN +39 02 72426 641 MUMBAI +91 22 4090 7144 NEW YORK +1 888 747 FTSE (3873)

PARIS +33 (0) 1 53 76 82 88 SAN FRANCISCO +1 888 747 FTSE (3873) SYDNEY +61 2 9293 2866 TOKYO +81 3 3581 2811

