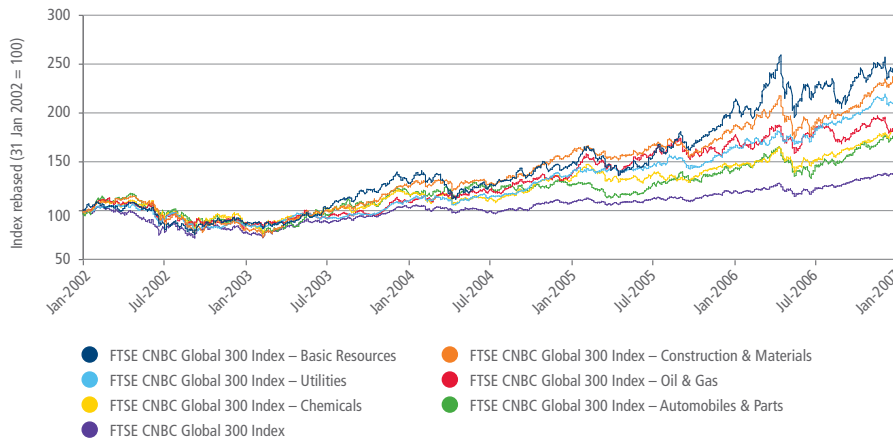


# FTSE CNBC GLOBAL 300 SUPERSECTOR INDICES

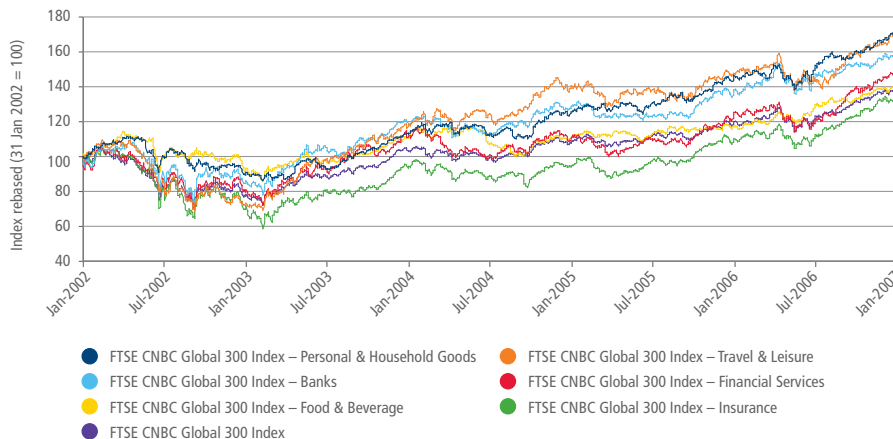
The FTSE CNBC Global 300 Index Series is being enhanced by the addition of 18 sector indices based on the Industry Classification Benchmark (ICB) supersector classification. The FTSE CNBC Global 300 Index Series is calculated by FTSE Group and will be featured in various CNBC news programmes. It is designed to show broad market performance worldwide across all industries in developed and emerging markets.

## FTSE CNBC GLOBAL 300 SUPERSECTOR INDICES 5-YEAR PERFORMANCE (USD CAPITAL RETURN) - TOP 6



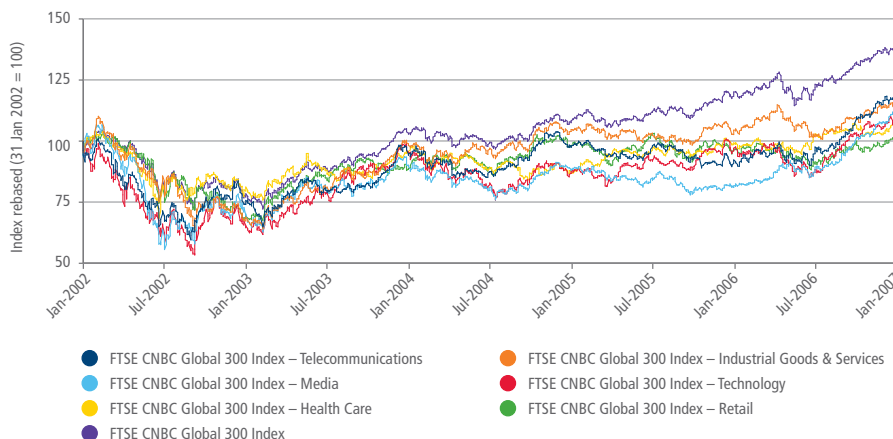
Source: FTSE Group, data as at 31 January 2007

## FTSE CNBC GLOBAL 300 SUPERSECTOR INDICES 5-YEAR PERFORMANCE (USD CAPITAL RETURN) - MID 6



Source: FTSE Group, data as at 31 January 2007

## FTSE CNBC GLOBAL 300 SUPERSECTOR INDICES 5-YEAR PERFORMANCE (USD CAPITAL RETURN) - BOTTOM 6



Source: FTSE Group, data as at 31 January 2007

## FEATURES

- Companies included in the FTSE CNBC Global 300 Index Series must be current constituents of the FTSE Global Equity Index Series, which incorporates developed and emerging markets
- Only constituents that are in the FTSE CNBC Global 300 Index can be eligible for the FTSE CNBC Global 300 Supersectors Indices
- The FTSE CNBC Global 300 Supersector Indices comprise the largest 15 companies by full market capitalisation from each of the 18 ICB Supersectors, plus the 30 largest companies from emerging markets
- The new indices maintain a fixed number of constituents
- Total and capital return indices are calculated for the FTSE CNBC Global 300 Supersector Indices
- Stocks are free-float weighted to ensure that only the investable opportunity set is included within the index
- Stocks are liquidity screened to ensure that the index is tradable
- The new indices are calculated in accordance with the Industry Classification Benchmark (ICB), a global standard developed in partnership between FTSE Group and Dow Jones Indexes.
- The indices are designed for the trading of derivatives, index-tracking funds, ETFs and as a performance benchmark

## FTSE CNBC GLOBAL 300 SUPERSECTOR INDICES RETURNS

ICB Code	ICB Supersector	3M (%)	6M (%)	12M (%)	3Y (%)	5Y (%)	Annualised 5Y (%)
0500	Oil & Gas	1.8	0.2	4.4	70.7	85.0	13.1
1300	Chemicals	9.6	20.1	23.7	56.2	82.9	12.8
1700	Basic Resources	7.8	12.6	20.5	97.9	155.5	20.6
2300	Construction & Materials	15.6	26.0	28.4	92.8	139.9	19.1
2700	Industrial Goods & Services	5.3	12.0	10.0	16.5	14.5	2.7
3300	Automobiles & Parts	8.1	20.7	22.8	51.9	76.9	12.1
3500	Food & Beverage	5.6	8.2	20.1	27.2	40.6	7.0
3700	Personal & Household Goods	7.0	12.8	17.9	51.6	71.1	11.3
4500	Health Care	0.2	2.1	6.0	10.8	4.8	0.9
5300	Retail	3.7	11.6	5.1	15.2	1.7	0.3
5500	Media	8.4	23.1	35.1	23.0	10.0	1.9
5700	Travel & Leisure	6.2	17.3	14.7	43.2	69.0	11.1
6500	Telecommunications	8.2	22.6	30.2	26.0	18.6	3.5
7500	Utilities	7.8	17.8	29.5	97.8	115.5	16.6
8300	Banks	3.6	7.3	13.8	33.1	57.8	9.6
8500	Insurance	5.2	15.8	18.7	39.3	30.0	5.4
8700	Financial Services	6.5	21.7	17.5	32.5	47.9	8.1
9500	Technology	3.7	21.0	9.2	12.3	6.5	1.3
	<b>FTSE CNBC Global 300 Index</b>	<b>4.9</b>	<b>12.1</b>	<b>14.7</b>	<b>34.1</b>	<b>37.9</b>	<b>6.6</b>

Source: FTSE Group, data as at 31 January 2007

## FTSE CNBC GLOBAL 300 SUPERSECTOR INDICES ICB SUPERSECTOR BREAKDOWN

ICB Code	ICB Supersector	No. of Constituents	Mkt Cap (USDbn)	Weight (%)
0500	Oil & Gas	19	1,751	10.7
1300	Chemicals	15	388	2.4
1700	Basic Resources	17	533	3.3
2300	Construction & Materials	15	250	1.5
2700	Industrial Goods & Services	15	1,065	6.5
3300	Automobiles & Parts	15	523	3.2
3500	Food & Beverage	15	712	4.4
3700	Personal & Household Goods	15	858	5.3
4500	Health Care	16	1,564	9.6
5300	Retail	15	663	4.1
5500	Media	15	507	3.1
5700	Travel & Leisure	15	279	1.7
6500	Telecommunications	21	1,143	7.0
7500	Utilities	17	564	3.5
8300	Banks	23	2,120	13.0
8500	Insurance	16	957	5.9
8700	Financial Services	16	705	4.3
9500	Technology	20	1,714	10.5
	<b>Totals</b>	<b>300</b>	<b>16,295.8</b>	<b>100</b>

Source: FTSE Group, data as at 31 January 2007

## INFORMATION

### Index Universe

FTSE CNBC Global 300 Index

### Index Launch

5 March 2007

### Base Date

31 July 2006

### Base Value

5000

### Investability Screen

Free float adjusted and liquidity screened

### Index Calculation

Real-time and end-of-day indices available. Real-time indices calculated every 15 seconds

### End-of-Day Distribution

Indices available at 00:30 GMT & BST via FTP and email

### Currency

US Dollars

### Review Dates

June & December

### Index Rules

Available at [www.ftse.com/cnbc](http://www.ftse.com/cnbc)

### Vendor Codes

Available at [www.ftse.com/cnbc](http://www.ftse.com/cnbc)

### Factsheet Data

FTSE Group, data as at 31 January 2007

### Historical Data

Available from December 2000

© FTSE International Limited ("FTSE") 2007. All rights reserved. "FTSE" is a trade mark jointly owned by the London Stock Exchange Plc and The Financial Times Limited and is used by FTSE under licence. "CNBC" is a trade mark of National Broadcasting, Inc. ("NBC") and is used by FTSE under licence. The FTSE CNBC Global 300 Index Series ("Index") is calculated by FTSE. All rights in the Indices vest in FTSE and/or its relevant partners. No part of this publication may be reproduced, stored in retrieval system or transmitted by any other form or means whether electronic, mechanical, photocopying, recording or otherwise without the prior permission of FTSE. All information is provided for information purposes only. Whilst every effort is made to ensure that all information given by FTSE in this publication is accurate, no responsibility or liability can be accepted by FTSE and/or its relevant partners for any errors or for any loss arising from use of this publication. Distribution of the Indices and the use of the Indices to create financial products requires a licence with FTSE.



FOR FURTHER INFORMATION VISIT [WWW.FTSE.COM/CNBC](http://WWW.FTSE.COM/CNBC), EMAIL [INFO@FTSE.COM](mailto:INFO@FTSE.COM) OR CALL YOUR LOCAL FTSE OFFICE:

BEIJING +86 10 6515 9265 BOSTON +1 888 747 FTSE (3873) FRANKFURT +49 (0) 69 156 85 144 HONG KONG +852 2230 5800

LONDON +44 (0) 20 7866 1810 MADRID +34 91 411 3787 NEW YORK +1 888 747 FTSE (3873)

PARIS +33 (0) 1 53 76 82 88 SAN FRANCISCO +1 888 747 FTSE (3873) SYDNEY +61 2 9293 2866 TOKYO +81 3 3581 2811

